



WASTE
CONNECTIONS
OF
CANADA

Canadian SWANA Safety Summit
Hot Zone Plans- Safety Planning in High
Risk Areas

November 2021



WASTE
CONNECTIONS
OF
CANADA

Background

Defining Hot Zones

Preparation of Hot Zone Plan

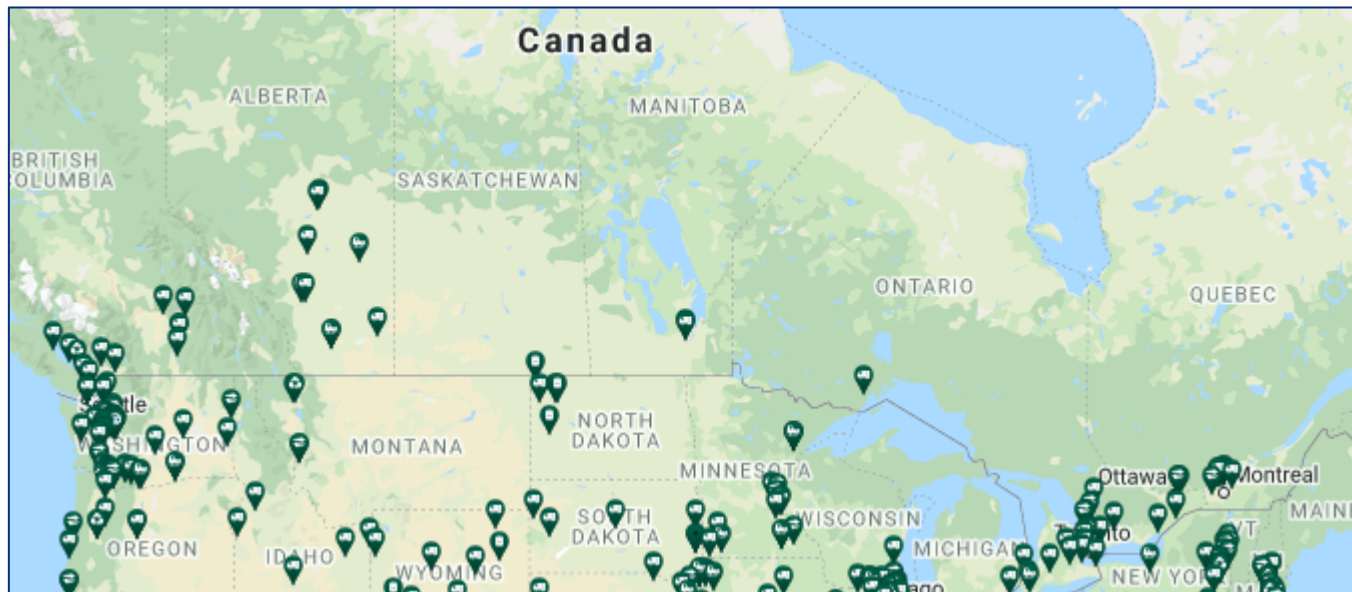
Example Plans

Lessons Learned

Questions


Waste Connections - Operations

- Serves more than eight million residential, commercial and industrial customers
- Operates in 5 provinces in Canada and 44 states in the U.S.
- In Canada:
 - 6 Landfills
 - 30 Transfer Stations/Transfer & MRF
 - 13 Hauling Facilities



Hot Zone

- Hot zones include:
 - Areas where there is increased risk of accident or injury
 - Areas where trucks and heavy equipment are actively operating
 - Areas where boots meet the ground
 - The working face/tipping floor/queuing and turning deck



Hot Zone Plans

- Initiative started in 2017 to improve safety of operations in high risk areas
- Components of the Hot Zone Plan:
 - Designated hot zone areas
 - Procedures, Controls and Signage to meet objectives of Plan
 - All-STOP Protocols
 - Roles and Responsibilities of Employees
 - Training Program
- Hot Zone Plan:
 - Not a stagnant plan
 - Not a Health and Safety Plan or Emergency Response Plan

Hot Zone Plans



Hot Zone - General Rules

- Drivers and passengers: in their vehicle unless actively offloading or cleaning out in designated areas and when authorized to do so
- Tipper operators: in a barricaded location immediately adjacent to the tipper or in a vehicle
- Spotters: in a fixed location with barricading and weather protection.
- No litter picking within Hot Zone
- All-STOP procedures in the event of an emergency



Hot Zone Planning

To develop and maintain a Hot Zone Plan:

- Audit: Walk facility, review site layout and operations
- Adjust: Make operational and facility adjustments to reduce size of hot zones
- Educate: Develop written Hot Zone Plan, educate employees, visitors and contractors; post signage, distribute copies of plan
- Implement: Distribute Hot Zone Plan, or check that visitors and contractors have reviewed hot zone plan, use audible and visual communication, empower employees to implement Plan
- Improve: Review and improve the plan as needed (minimum weekly), REPEAT

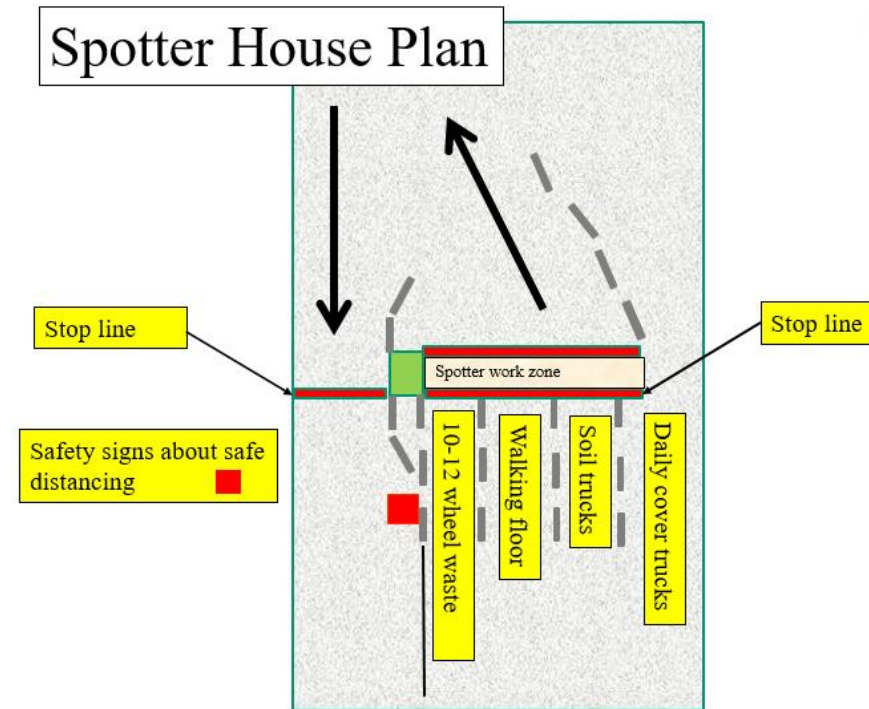
Hot Zones – Facility Walk

- To reduce number of operations in hot zones, consider:
 - Where is truck clean-out area?
 - Where is equipment fueling area?
 - Where is maintenance area/parking for equipment with issues?
 - Where are washrooms for drivers/visitors?
 - What is the flow of equipment and trucks, can it be adjusted to minimize potential interactions with others?

MINIMIZE THE TIME THAT ANY EMPLOYEE OR VISITOR IS ON THE GROUND WITHIN
THE HOT ZONE

Hot Zones – Adjustments

- Undertake design and engineered improvements
- Adjust facility operations to reduce risk




Hot Zone – Educate & Implement

- Complete minimum weekly review of plan with staff
- Provide copy of Hot Zone Plan to commercial customers
- Communicate the latest Hot Zone Plan for the facility, hardcopies available for those who need from the scalehouse
- Minimum Communication:
 - Two-way radios
 - Signage



Hot Zone – Educate & Implement

- 1) **Slow Down**....Follow Speed Limits & Stop at all  signs!!
- 2) **Wear PPE**....ANSI Class II Safety Vest, Hard Hats, & Boots Mandatory!
 - If you don't have a vest or hard hat WE DO!! Ask the Scale Attendant.
- 3) CB Radio Required to be on and working at all times....**Channel 23**
 - No Chatter...No Chit Chat...Only respond to instructions or ask for directions!

- 4) Follow **All** Instructions provided by Landfill Staff!
 - No Talking on Cells 
 - No Smoking 



- 5) Heavy Equipment has the Right-of-Way **Give Yellow Iron Space to Operate!**
- 6) Stay within **Arms Length** of your Truck at all times!!
 - If you can't touch your truck you have gone too far from it!
 - Tipper Drivers need to stay in the cab when being tipped!

- 7) Provide Space between you & other customers.....**Don't get Crushed!!**

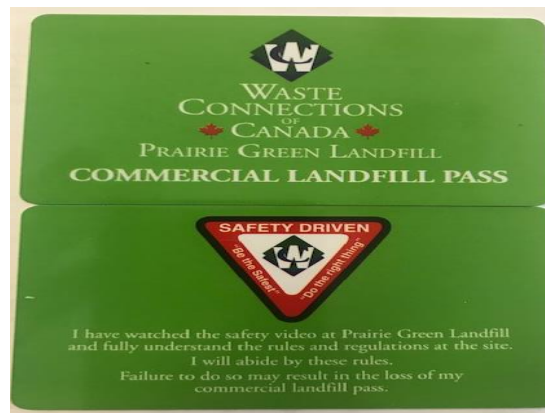
- Minimum of **10'** away from **Standard Trucks** 

- Minimum of **25'** away from **Rolloff & Dump trucks** 

- Minimum of **50'** away from **Dump Trailers** 

Hot Zone – Continuous Improvement

- Servant Leadership Culture: Employee engagement and empowerment
- Signage at landfills is easily adjustable based on daily operations
- Visitors provide feedback
- Sharing ideas and ongoing communication company-wide



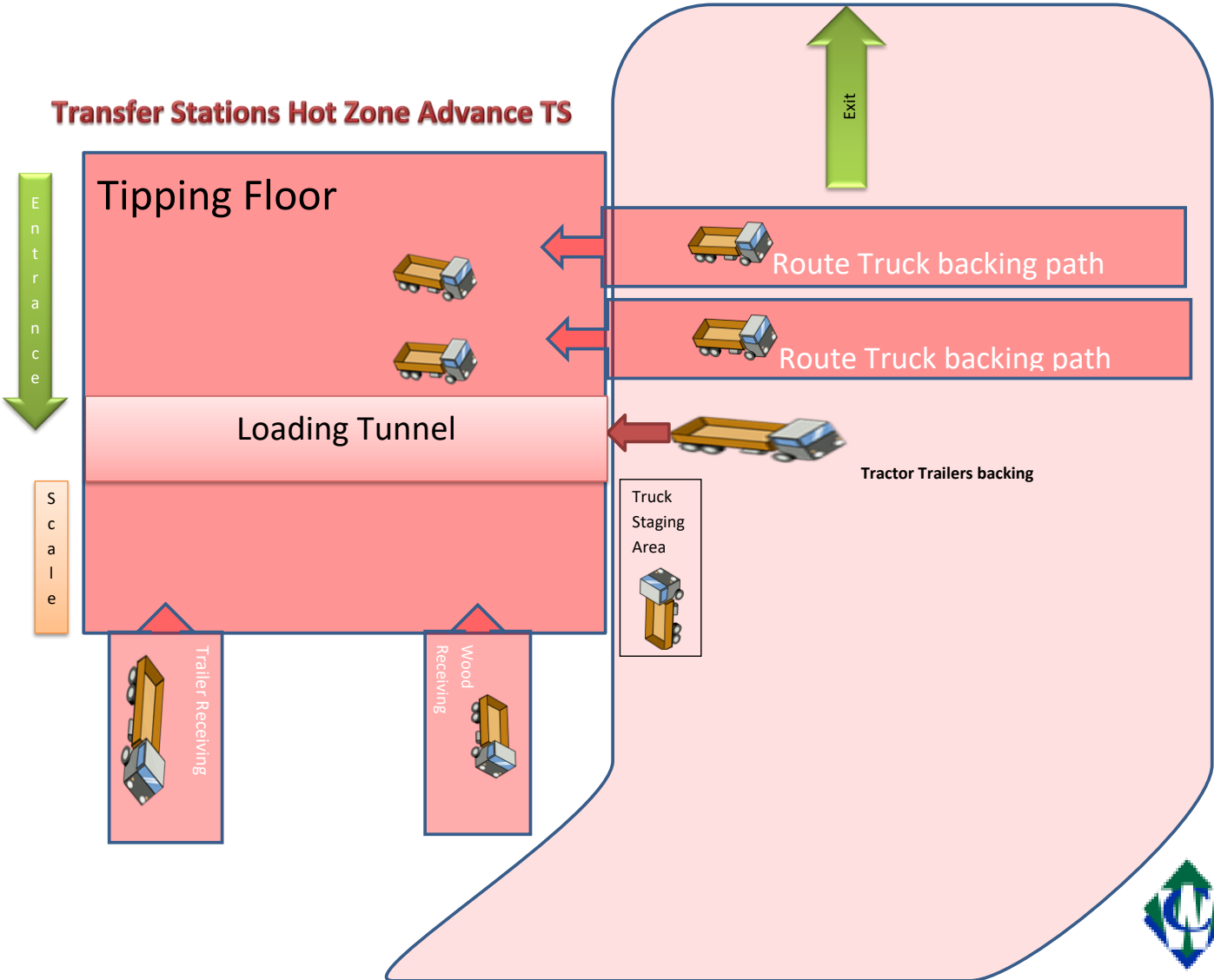
Landfill Hot zone



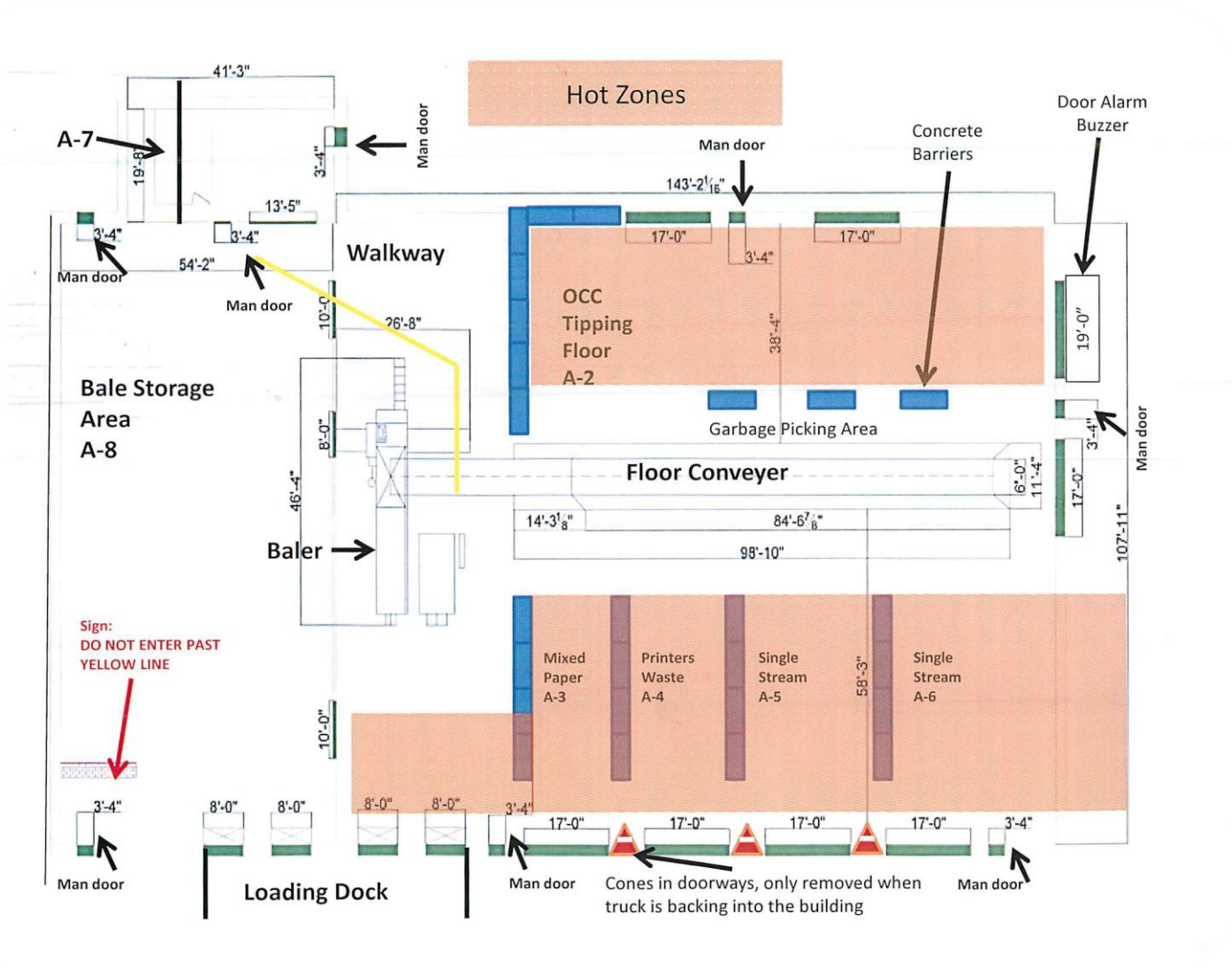
Transfer Station Hot Zone



Transfer Stations Hot Zone Advance TS




MRF Hot Zone



Hot Zones Tools & BMPs

- Lights and audible emergency signals
- Backup, spotter lights & vehicle safety whips, radar lights on equipment
- Implementation of Hot Zone Plans at newly acquired sites
- Drivers adopting hot zone standards at third-party sites





WASTE
CONNECTIONS
OF
CANADA

Questions

Laurel Hoffarth

Environmental Engineer – Canadian Region

Laurel.Hoffarth@wasteconnections.com